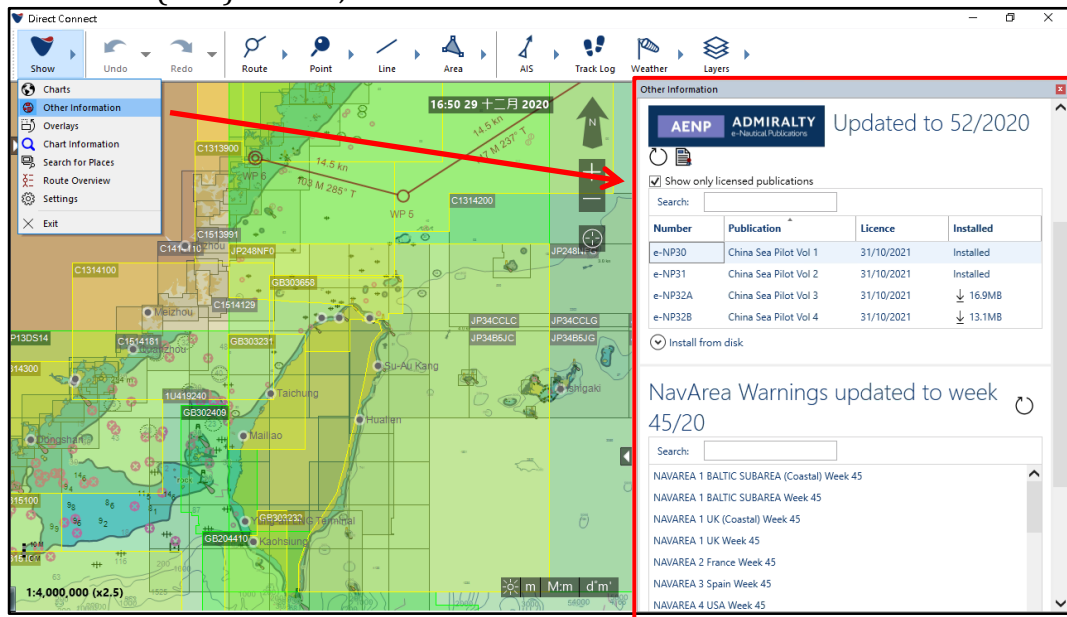
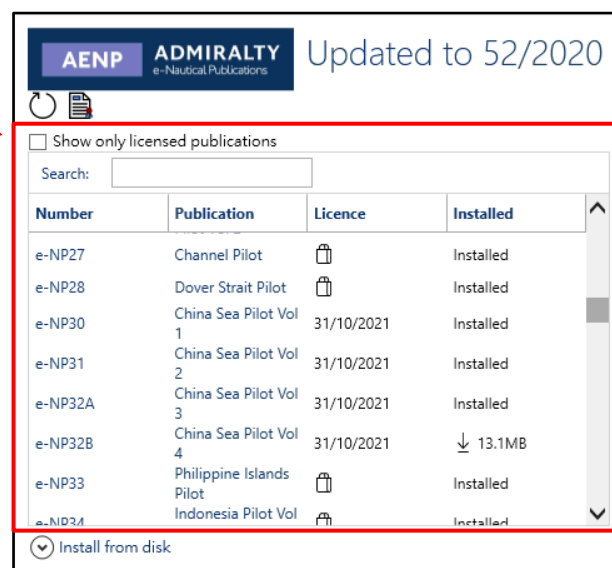
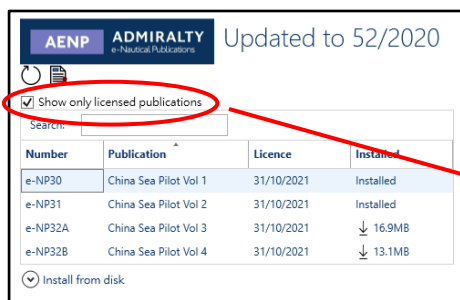




4.3 How to purchase AENP 如何申請 AENP





1. Direct Connect (DCS) Viewer, Toolbar > Show > Other Information




2. Untick "Show only licensed publications" > All available AENP will be shown in the list. 取消選擇 "Show only licensed publications" > 所有 AENP 便會在清單中顯示。



3. In the “License” column of the AENP List,
 - Licensed AENP is showing the expired date;
 - Not licensed AENP is showing  button which meaning able to purchase.
 在 AENP 清單中的 “License” 欄中，
 - 有效的 AENP 會顯示出它的到期日；
 - 無效的 AENP 會顯示為  按鈕，意思是可以購買。

Number	Publication	Licence	Installed
e-NP27	Channel Pilot		Installed
e-NP28	Dover Strait Pilot		Installed
e-NP30	China Sea Pilot Vol 1	31/10/2021	Installed
e-NP31	China Sea Pilot Vol 2	31/10/2021	Installed
e-NP32A	China Sea Pilot Vol 3	31/10/2021	Installed
e-NP32B	China Sea Pilot Vol 4	31/10/2021	↓ 13.1MB
e-NP33	Philippine Islands Pilot		Installed
	Indonesia Pilot Vol		

4. Click  to add the AENP to the Purchase List.
 點擊  便會把 AENP 添加至購買清單。

Purchase				
Number	Publication	Duration	Price	
e-NP27	Channel Pilot	12 months		
<div> <div>Request Online</div> <div>Save as File</div> <div>Copy List</div> </div>				

5. Using “Request Online” / “Save as File” / “Copy List” to apply AENP.
 使用 “Request Online” / “Save as File” / “Copy List” 申請 AENP。